



## Freedom of Information (FOI) Program

**Receiving Officer:** Merle A. Lao  
**Designation:** Admin. Officer V  
**Office:** DOLE 7  
**Email:** merlealao@gmail.com

**Receiving Office:** DOLE Building, 3<sup>rd</sup> and 4<sup>th</sup> Floors, Gen. Maxilom Ave. cor. Gorordo Ave., Cebu City  
**Contact Nos.** (032) 266-2792  
**Email:** dole\_centralvisayas@gmail.com

### Step 1 →

Go to [www.foi.gov.ph](http://www.foi.gov.ph) to your browser's home address.




### Step 2 →

Click the Sign Up button and provide all the required fields. Attach a valid ID to create an account.



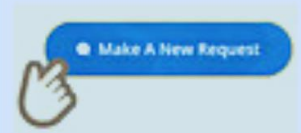
### Step 3 →

Once logged-in, you will be directed to your Dashboard. The Dashboard contains all the FOI requests of the account owner.



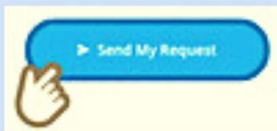
### Step 4 →

Click the Make a Request button then select the name of the agency you wish to ask.



### Step 5 →

You will now be directed to Make a Request Page. Accomplish all fields then click Send My Request.



### Step 6 →

The agency will evaluate your request and will notify you within 15 working days.



### Step 7

The agency prepare the information for release, based on your desired format. It will be sent to you depending on the receipt of preference.



## Mode of request



### Standard

Submit request form with necessary personal documents

or



### eFOI

Lodge a request through the eFOI Portal ([foi.gov.ph](http://foi.gov.ph))

### FOI Appeals

If you are not satisfied with the response, you may file a written appeal to the DOLE Central Appeals and Review Committee at [foi.dole@gmail.com](mailto:foi.dole@gmail.com) within fifteen (15) calendar days from the date you received the response. Your review request should explain why you are dissatisfied with the response. We will complete the review and notify you with the result within 30 calendar days from the date we receive your appeal.

